

4B1

4 = Helping Hand

B = My God

1 = His Plan to Save me

There are two different exercises to ensure that the children can place the stories in this requirement in correct chronological order.

The pictures on the third page are to be cut out and pasted on the second page.

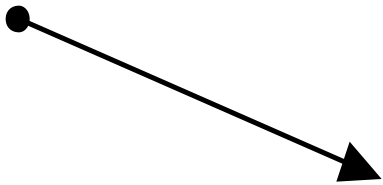


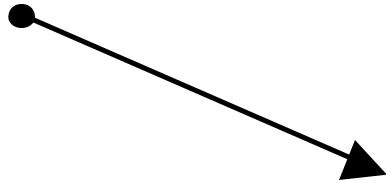



The maze puzzle is a separate exercise with the same purpose.

At the end there are the five pictures from pages 145 to 149 of the manual.

See also the second file with notes on the four class sweep of these pictures; and a third file with some additional material on these pictures.




Glue the pictures in the boxes in the right order






Go through the maze, passing through the stories in the order they are in the Bible.




WATER CLEANSSES THE EARTH



GOD CALLS A PEOPLE



A PROMISED LAND FOR GOD'S PEOPLE



GOD WORKS WITH HIS PEOPLE



GOD'S PEOPLE DISOBEY

