

1F

1 = Busy Bee

F = Covers & General Pages

Notes

This document has a cover page, a "name" page, and an awards record page.

There is also a page for the record card to be pasted on when the course is finished, and a certificate to be presented at investiture, if required.

There is also two pages with items to be cut out and pasted on other pages. These pages should probably be on coloured paper.



Busy Bees


Activity Book




For Adventurers

Age Six Years

I Am A Busy Bee





My name is



I am _____ years old

My address is



I am in grade _____



Awards I Have Earned



Bible 1 Award
Date completed: _____




Health Specialist Award
Date completed: _____




Safety Specialist Award
Date completed: _____




Friend of Animals Award
Date completed: _____







Paste the Busy Bee
Record Card here

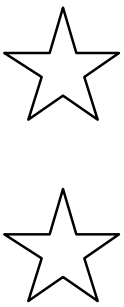


B





These friends and the
We can thank Jesus



These stars
to the Awa
Busy Bee c
the require







Paste the girl praying on the
pprayer page and the angel on the angels
guard us page







These stars are to be attached
to the Awards page as the Busy Bee completes each of
the required aw ards.





Paste these busy bees in the correct order on the Adventurer Pledge page



The food and the sick person belong on the prayer page. We can thank Jesus for providing us with good food and ask that the sick be healed.

